

## **GV-POC0100** 1-Port BNC PoE over Coaxial Extender




### **Packing List**

1. Power over Coaxial Cable Extender  
Transmitter x 1
2. Power over Coaxial Cable Extender  
Receiver x 1
3. Installation Guide x 1
4. Power Adapter x 1
5. Power Cord x 1

**Note:** If any of these items is found missing or damaged, please contact your local supplier for replacement.

## Overview

### Transmitter




### Receiver



LED	Status	Description
Power	Green On	Power is on.
	Off	Power is off.
PoE Out (Transmitter)	Yellow on	Transmitting PoE Power
	Off	Not Transmitting PoE Power
PoE In (Receiver)	Yellow on	Receiving PoE Power
	Off	Not Receiving PoE Power
Speed (100 m / 328 ft)	Green on	Transmitter/Receiver under 100 m (328 ft) mode
	Off	Transmitter/Receiver under 10 m (32.8 ft) mode
Ethernet Link/Act	Green on	Ethernet Cable Connected
	Blinking	Transmitting/Receiving Data via Ethernet Cable
	Off	Ethernet Cable Not Connected
Coaxial Link/Act	Green on	Coaxial Cable Connected
	Blinking	Transmitting/Receiving Data via Coaxial Cable
	Off	Coaxial Cable Not Connected

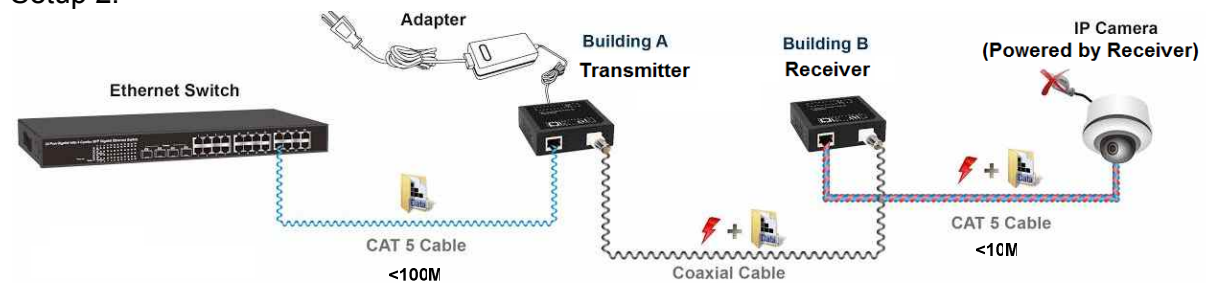
## Application Diagram

Setup 1:



**Note:** Transmitter is powered by PSE/PoE+, using 100 m (328 ft) RJ-45 Cable.

Setup 2:



**Note:** Transmitter is powered by adapter.

Coaxial Cable Type	Coaxial Cable Length	Transmitter Power Source	PoE Power Available from Receiver
RG6 (5C2V)	180 Meters (590.5 Feet)	54V DC External power	14.05 Watts
RG11 (7C)	230 Meters (754.6 Feet)	54V DC External power	26.34 Watts
RG6 (5C2V)	180 Meters (590.5 Feet)	GeoVision PoE+ Switch / 3rd Party 56V PoE+ switch	10.45 Watts
RG11 (7C)	230 Meters (754.6 Feet)	GeoVision PoE+ Switch / 3rd Party 56V PoE+ switch	18.06 Watts

**Note:**

1. Users can choose to supply power to Transmitter by either PoE+ switch or adapter, depending on their network environment. For instance, users who own a PoE+ switch may choose to apply Setup 1.
2. Be sure to connect the coaxial cable at both ends (BNC ports of Transmitter and Receiver) before powering the device.

## Specifications

Ports		
Number of Ports	1-Port, 10/100BaseT(X), PoE over Coaxial Extender	
Network Standard	IEEE 802.3 10BaseT IEEE 802.3u 100BaseTX IEEE 802.3af/at	
Connectors	Ethernet: 10/100BaseT(X), RJ45 Connector, Auto-MDI/MDI-X BNC Connector	
Cables	PoE+: Cat.5e above PoC: RG6 (75Ω), RG11 (75Ω)	
Mechanical Characteristics		
LED Indicators	Transmitter	5 LEDs: PoE Out, 100 m (328 ft), Ethernet Link/Act, Coaxial Power, BNC Link/Act
	Receiver	5 LEDs: PoE In, 100 m (328 ft), Ethernet Link/Act, Coaxial Power, BNC Link/Act
Electrical Characteristics		
Power Input	Power Adapter: 100 ~240V AC to 54V DC / 0.92A 5.5/2.1 mm DC Jack and 2-pin Terminal Block	
PoE Power	IEEE 802.3at Compliant Voltage, Per Port Max. 30 watts	
Power Output and Range	<p>For typical copper-core video coax. A full-rate network connection can be established over RG6 (5C2V) and RG11 (7C)</p> <p>The PoE power availability (measured from PoC Receiver PoE Out port) depends on the length of coaxial cable and power source connected to the Transmitter:</p> <ul style="list-style-type: none"> <li>PoE+ switch: 10.45 watts max. (RG6) and 18.06 watts max (RG11)</li> <li>External 54V power supply: 14.05 watts max. (RG6) and 26.34 watts max. (RG11)</li> </ul>	
General		
Dimensions (H x W x D)	22 x 71 x 66 mm (0.87" x 2.8" x 2.6") (BNC Connector excluded)	
Weight	135 g (0.3 lb)	
Operating Temperature	0°C ~ 50°C (32°F ~ 122°F)	
Storage Temperature	-20°C ~ 85°C (-4°F ~ 185°F)	
Humidity	10 to 90% RH (non-condensing)	

**Note:** Specifications are subject to change without prior notice.